



Environmental Enhancement Report

Johnson Sample Company

Date Range:

1234 Main Street
Cleveland, Ohio 44444

Prepared by Green Road Waste & Recycling

Savings

- Recycling has increased:
 - **28%** overall
 - **14%** over last date range
- Overall total waste streams have been reduced:
 - **18%** overall
 - **12%** over last date range
- Cost savings as a dollar amount:
 - Have been reduced **\$865.00** per year overall
 - Have been reduced **\$485.00** per year since last date range
- Costs savings as a percentage:
 - Have been reduced **26%** overall
 - Have been reduced **18%** since last date range



Contents

- Current Waste and Recycling Streams
 - Service Types
 - Levels
- Quantification of all streams
 - Total waste stream
 - Current recycling levels
 - Create baseline for future enhancements
- Anticipate future levels of each stream
 - Waste
 - Recycling
 - C and D
- Costs by type and volume or weight
 - Monthly costs
 - Yearly costs
 - Unit costs
- Potential recycling of other streams as well as other environmental opportunities
- Provide potential for enhancing environmental awareness while examining areas of economic and organizational improvement.



Statistics

Yearly Waste Statistics

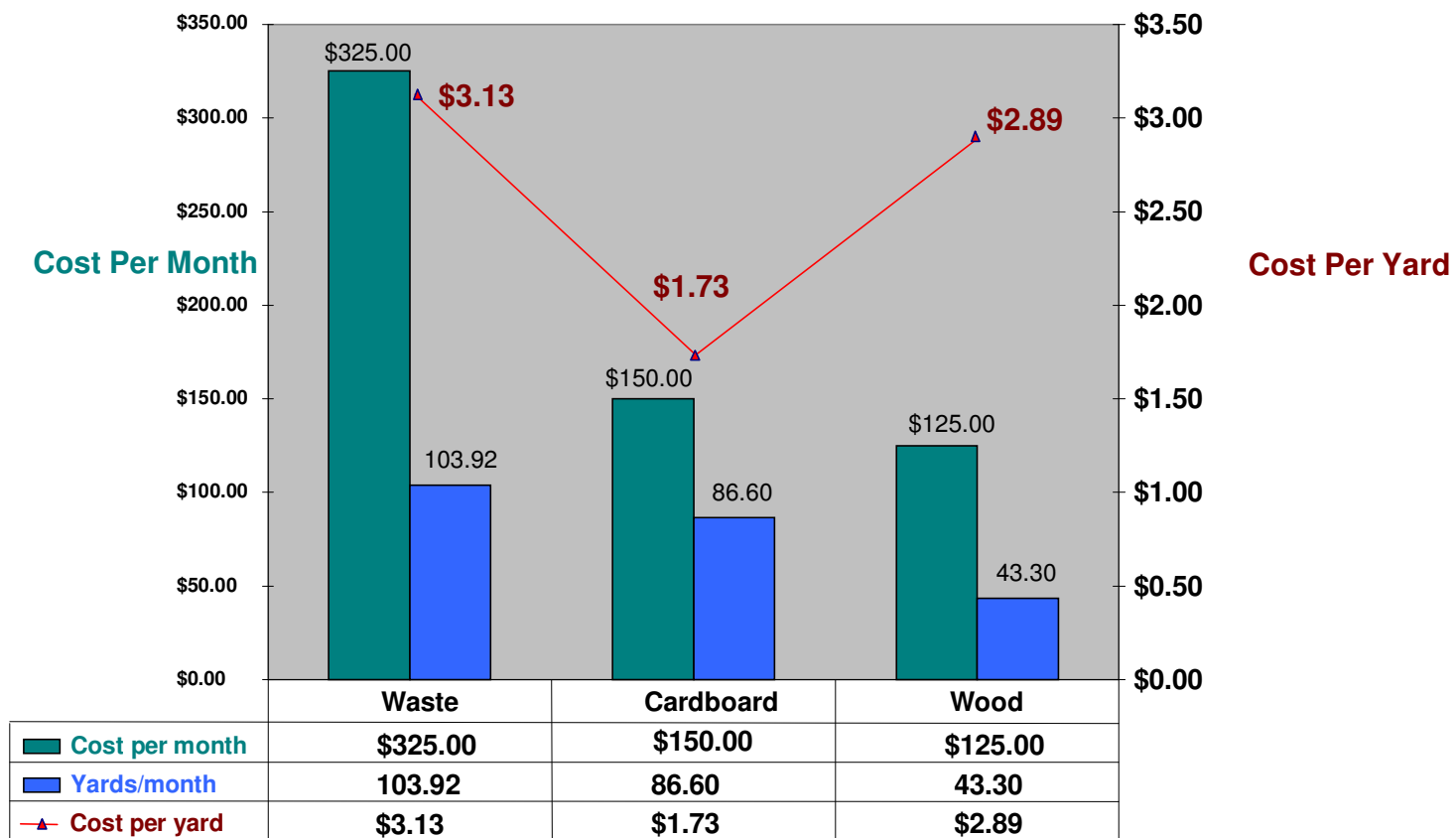
	Tons	Yards
Waste	50	1247
Cardboard	23	1039
Plastics	2	10
Paper	4	23
Wood	10	520
Total	89	2806

Current Serve Levels – Yardage

	Waste	Cardboard	Wood	Total
Number of Containers	2	1	1	
Size (yds)	4	40	40	
Frequency	3	0.5	0.25	
Yards/week	24	20	10	
Yards/month	103.92	86.60	43.30	
Yards/year	1247.04	1039.20	519.60	
External Costs				
Yards/month	103.92	86.60	43.30	233.82
Cost per month	\$325.00	\$150.00	\$125.00	\$600.00
Cost per year	\$3,900.00	\$1,800.00	\$1,500.00	\$7,200.00
Cost per yard	\$3.13	\$1.73	\$2.89	

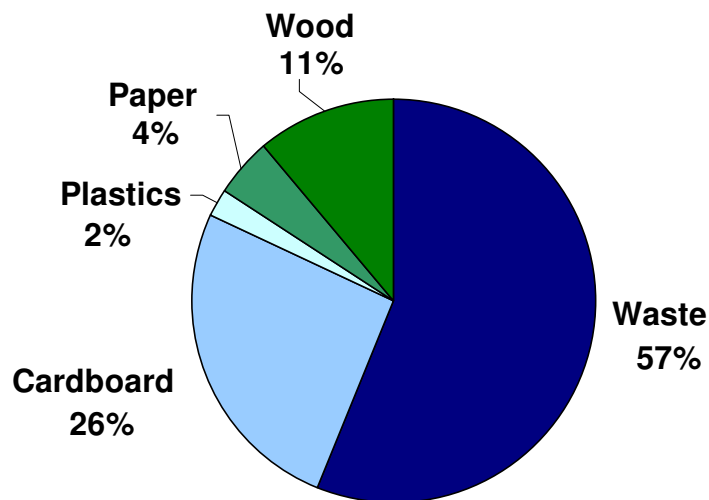
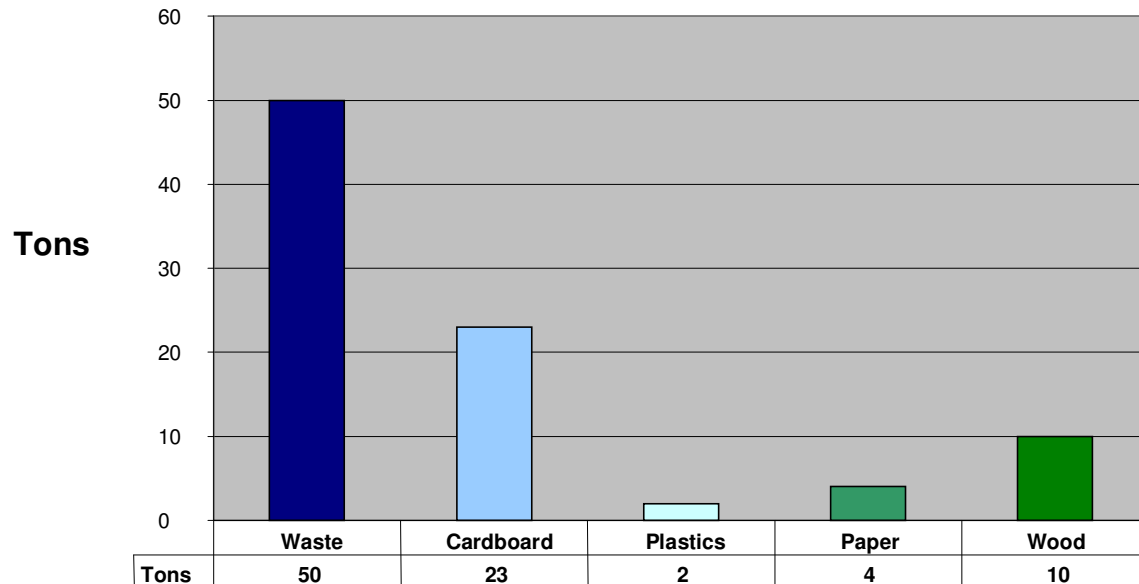


Yardage Analysis





Yearly Waste Statistics





Future

- Anticipated future levels of each stream
 - Solid waste levels
 - Other streams
 - C and D
 - Special/Hazardous Waste
- Potential future streams and opportunities
- Potential Changes
 - Administrative
 - Environmental
 - Legislative
- Explore any other potential for recycling
- Explore possibilities for other streams
 - Solid waste
 - C and D projects
 - Special waste and hazardous waste
- Enhance environmental awareness and examine areas of economic, organizational, and logistical improvements



1544 Felton Road · South Euclid, Ohio 44121

Phone 216.355.2043 · Fax 216.932.0610 · info@greenroadwaste.com

www.greenroadwaste.com



You have better things to do
than manage your waste
stream. Let the experts at
**Green Road Waste &
Recycling** do it for you!